

These adapter cables are suitable for connecting the KATHREIN UHF RFID RRU 4000 and ARU 3000 reader series to an infrastructure used for the RRU 4 and ARU 4 reader families. The existing Ethernet cable for the ARU 4 and RRU 4 reader will be connected to the Ethernet port of the RRU 4000 or ARU 3000 reader. It is not possible to realise a PoE+ supply using this existing cable.

The two GPIO sockets for the RRU 4 and ARU4 reader will be connected to the single GPIO socket of the RRU 4000 and ARU 3000 readers.



> General Specifications

Order No.	52010431	52010432
Type	RAC3 Adapter Cable GPIO	RAC3 Adapter Cable ETH
Length	[m] 1	0.5
Connector	1 x M12 male connector, 12-pole, A-coded 1 x M12 female connector, 8-pole, A-coded 1 x M12 female connector, 8-pole, A-coded	1 x M12 female connector, 4-pole, D-coded 1 x M12 male connector, 8-pole, X-coded
Degree of protection	IP65	

> Usable with the Following Readers

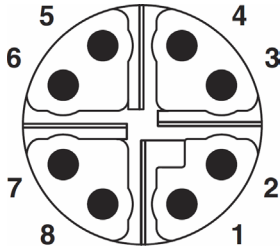
RRU 4000 Reader Series	Order No.	Type
	52010287 + 52010295	RRU 4400 Reader Unit
	52010288 + 52010296	RRU 4500 Reader Unit
	52020289 + 52010297	RRU 4560 Reader Unit
	52020290 + 52010298	RRU 4570 Reader Unit
ARU 3000 Reader Series	Order No.	Type
	52010291 + 52010299	ARU 3400 Reader Unit
	52010292 + 52010300	ARU 3500 Reader Unit
	52020292 + 52010301	ARU 3560 Reader Unit
	52020294 + 52010302	ARU 3570 Reader Unit

> Accessories, optional

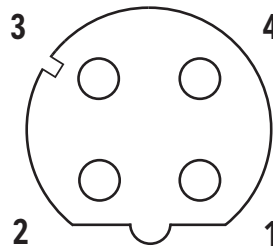
- For more information about accessories, go to <https://www.kathrein-solutions.com/products/hardware/accessories>.

➤ Drawings RAC3 Adapter Cable Ethernet

Schematic Diagram – M12 male connector, 8-pole, X-coded



Schematic Diagram – M12 socket, 4-pole, D-coded

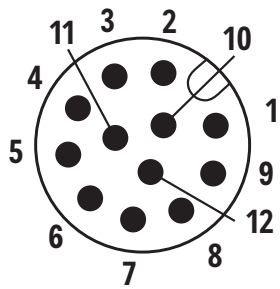


Pin allocation

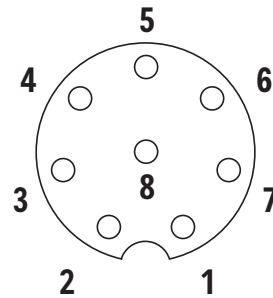
Pin	M12, X-coded	M12 D-coded	Signal
Pair 1	1	1	TX+/POE1
	2	3	TX-/POE1
Pair 2	3	2	RX+/POE2
	4	4	RX-/POE2
Pair 3	5	n.c.	POE1
	6	n.c.	POE1
Pair 4	7	n.c.	POE2
	8	n.c.	POE2

➤ Drawings RAC3 Adapter Cable GPIO

Schematic Diagram – M12 male connector, 12-pole, A-coded



Schematic Diagram – M12 socket, 8-pole, A-coded



Connection

M12, 12-pole, Connector 1	Description	M12, 8-pole, Connector 2	M12, 8-pole, Connector 3
1	OUT_CMN	1	1
2	OUTPUT_1		7
3	INPUT_3	8	
4	INPUT_CMN	3	3
5	INPUT_1		2
6	GND	4	4
7	VCC	5	5
8	OUTPUT_4	6	
9	OUTPUT_3	7	
10	OUTPUT_2		6
11	INPUT_2		8
12	INPUT_4	2	